



DTX
drums

ELECTRONIC DRUM PAD
PAD DE BATTERIE ÉLECTRONIQUE
PAD DE BATERIA ELECTRONICA
电鼓打击板
電子ドラムパッド

PCY100
PCY135
PCY155
PCY175

Owner's Manual
Benutzerhandbuch
Mode d'emploi
Manual do Proprietário
使用说明书
取扱説明書

 YAMAHA

English

Deutsch

Français

Português

中文

日本語

EN PT

DE ZH

FR JA

The model number, serial number, power requirements, etc., may be found on or near the name plate, which is at the bottom of the unit. You should note this serial number in the space provided below and retain this manual as a permanent record of your purchase to aid identification in the event of theft.

Model No.

Serial No.

(bottom_en_01)

Die Nummer des Modells, die Seriennummer, der Leistungsbedarf usw. sind auf dem Typenschild, das sich auf der Unterseite des Geräts befindet, oder in der Nähe davon angegeben. Sie sollten diese Seriennummer an der unten vorgesehenen Stelle eintragen und dieses Handbuch als dauerhaften Beleg für Ihren Kauf aufbewahren, um im Fall eines Diebstahls die Identifikation zu erleichtern.

Modell Nr.

Seriennr.

(bottom_de_01)

Le numéro de modèle, le numéro de série, l'alimentation requise, etc., se trouvent sur ou près de la plaque signalétique du produit, située dans la partie inférieure de l'unité. Notez le numéro de série dans l'espace fourni ci-dessous et conservez ce manuel en tant que preuve permanente de votre achat afin de faciliter l'identification du produit en cas de vol.

N° de modèle

N° de série

(bottom_fr_01)

O número de modelo, número de série, requisitos de energia, etc. podem ser encontrados na placa de nome, que está na parte inferior da unidade. Anote-o no espaço reservado abaixo e guarde este manual como registro de compra permanente para auxiliar na identificação do produto em caso de roubo.

N° do modelo

N° de série

(bottom_pt_01)

本产品的型号、序列号、电源要求等规格可能标在铭牌上或铭牌附近，铭牌位于本机底部。请将该序列号填写到下方的横线上，并妥善保存本说明书，以便在产品被盗时作为永久购买凭证使用。

型号名称

序列号

(bottom_zh_01)

機種名(品番)、製造番号(シリアルナンバー)、電源条件などの情報は、製品の底面にある銘板または銘板付近に表示されています。製品を紛失した場合などでもご自身のものを特定していただけるよう、機種名と製造番号については以下の欄にご記入のうえ、大切に保管していただくことをお勧めします。

機種名

製造番号

(bottom_ja_02)

Information for users on collection and disposal of old equipment:



This symbol on the products, packaging, and/or accompanying documents means that used electrical and electronic products should not be mixed with general household waste. For proper treatment, recovery and recycling of old products, please take them to applicable collection points, in accordance with your national legislation.

By disposing of these products correctly, you will help to save valuable resources and prevent any potential negative effects on human health and the environment which could otherwise arise from inappropriate waste handling.

For more information about collection and recycling of old products, please contact your local municipality, your waste disposal service or the point of sale where you purchased the items.

For business users in the European Union:

If you wish to discard electrical and electronic equipment, please contact your dealer or supplier for further information.

Information on Disposal in other Countries outside the European Union:

This symbol is only valid in the European Union. If you wish to discard these items, please contact your local authorities or dealer and ask for the correct method of disposal.

(weee_eu_en_02)

Verbraucherinformation zur Sammlung und Entsorgung alter Elektrogeräte



Befindet sich dieses Symbol auf den Produkten, der Verpackung und/oder beiliegenden Unterlagen, so sollten benutzte elektrische Geräte nicht mit dem normalen Haushaltsabfall entsorgt werden.

In Übereinstimmung mit Ihren nationalen Bestimmungen bringen Sie alte Geräte bitte zur fachgerechten Entsorgung, Wiederaufbereitung und Wiederverwendung zu den entsprechenden Sammelstellen.

Durch die fachgerechte Entsorgung der Elektrogeräte helfen Sie, wertvolle Ressourcen zu schützen, und verhindern mögliche negative Auswirkungen auf die menschliche Gesundheit und die Umwelt, die andernfalls durch unsachgerechte Müllentsorgung auftreten könnten.

Für weitere Informationen zum Sammeln und Wiederaufbereiten alter Elektrogeräte kontaktieren Sie bitte Ihre örtliche Stadt- oder Gemeindeverwaltung, Ihren Abfallentsorgungsdienst oder die Verkaufsstelle der Artikel.

Information für geschäftliche Anwender in der Europäischen Union:

Wenn Sie Elektrogeräte ausrangieren möchten, kontaktieren Sie bitte Ihren Händler oder Zulieferer für weitere Informationen.

Entsorgungsinformation für Länder außerhalb der Europäischen Union:

Dieses Symbol gilt nur innerhalb der Europäischen Union. Wenn Sie solche Artikel ausrangieren möchten, kontaktieren Sie bitte Ihre örtlichen Behörden oder Ihren Händler und fragen Sie nach der sachgerechten Entsorgungsmethode.

(weee_eu_de_02)

Informations concernant la collecte et le traitement des déchets d'équipements électriques et électroniques



Le symbole sur les produits, l'emballage et/ou les documents joints signifie que les produits électriques ou électroniques usagés ne doivent pas être mélangés avec les déchets domestiques habituels.

Pour un traitement, une récupération et un recyclage appropriés des déchets d'équipements électriques et électroniques, veuillez les déposer aux points de collecte prévus à cet effet, conformément à la réglementation nationale.

En vous débarrassant correctement des déchets d'équipements électriques et électroniques, vous contribuerez à la sauvegarde de précieuses ressources et à la prévention de potentiels effets négatifs sur la santé humaine qui pourraient advenir lors d'un traitement inapproprié des déchets.

Pour plus d'informations à propos de la collecte et du recyclage des déchets d'équipements électriques et électroniques, veuillez contacter votre municipalité, votre service de traitement des déchets ou le point de vente où vous avez acheté les produits.

Pour les professionnels dans l'Union européenne :

Si vous souhaitez vous débarrasser des déchets d'équipements électriques et électroniques, veuillez contacter votre vendeur ou fournisseur pour plus d'informations.

Informations sur la mise au rebut dans d'autres pays en dehors de l'Union européenne :

Ce symbole est seulement valable dans l'Union européenne. Si vous souhaitez vous débarrasser de déchets d'équipements électriques et électroniques, veuillez contacter les autorités locales ou votre fournisseur et demander la méthode de traitement appropriée.

(weee_eu_fr_02)

Informações para os utilizadores relativas à recolha e eliminação de equipamentos usados



Este símbolo, presente em produtos, embalagens e/ou incluído na documentação associada, indica que os produtos elétricos e eletrónicos usados não devem ser eliminados juntamente com os resíduos domésticos em geral.

O procedimento correto consiste no tratamento, recuperação e reciclagem de produtos usados, pelo que deve proceder à respetiva entrega nos pontos de recolha adequados, em conformidade com a legislação nacional em vigor.

A eliminação destes produtos de forma adequada permite poupar recursos valiosos e evitar potenciais efeitos prejudiciais para a saúde pública e para o ambiente, associados ao processamento incorreto dos resíduos.

Para mais informações relativas à recolha e reciclagem de produtos usados, contacte as autoridades locais, o serviço de eliminação de resíduos ou o ponto de venda onde foram adquiridos os itens relevantes.

Informações para utilizadores empresariais na União Europeia:

Para proceder à eliminação de equipamento elétrico e eletrónico, contacte o seu revendedor ou fornecedor para obter informações adicionais.

Informações relativas à eliminação em países não pertencentes à União Europeia:

Este símbolo é válido exclusivamente na União Europeia. Caso pretenda eliminar este tipo de itens, contacte as autoridades locais ou o seu revendedor e informe-se acerca do procedimento correto para proceder à respetiva eliminação.

(weee_eu_pt_02a)

产品中有害物质的名称及含量

| 部件名称 | 有害物质 | | | | | |
|-------|-----------|-----------|-----------|-----------------|---------------|-----------------|
| | 铅 (Pb) | 汞 (Hg) | 镉 (Cd) | 六价铬 (Cr(VI)) | 多溴联苯 (PBB) | 多溴二苯醚 (PBDE) |
| 印刷线路板 | × | ○ | ○ | ○ | ○ | ○ |
| 电缆类 | × | ○ | ○ | ○ | ○ | ○ |
| 传感器 | × | ○ | ○ | ○ | ○ | ○ |

本表格依据 SJ/T 11364 的规定编制。

○：表示该有害物质在该部件所有均质材料中的含量均在 GB/T 26572 规定的限量要求以下。

×：表示该有害物质至少在该部件的某一均质材料中的含量超出 GB/T 26572 规定的限量要求。

(此产品符合EU的RoHS指令。)

(この製品はEUのRoHS指令には適合しています。)

(This product conforms to the RoHS regulations in the EU.)

(Dieses Produkt entspricht der RoHS-Richtlinie der EU.)

(Ce produit est conforme aux réglementations RoHS de l'UE.)

(Este producto cumple con los requisitos de la directiva RoHS en la UE.)



此标识适用于在中华人民共和国销售的电器电子产品。标识中间的数字为环保使用期限的年数。

保护环境

如果需要废弃设备时，请与本地相关机构联系，获取正确的废弃方法。请勿将设备随意丢弃或作为生活垃圾处理。

MEMO

PRECAUTIONS Please read carefully before proceeding.

The purpose of the precautions detailed below is to ensure that this product is used safely without fear either of accidental injury to you or other people or of damage to property. The instructions presented together with precautions are extremely important in terms of ensuring safety, and therefore, they should be fully observed.

After reading this Owner’s Manual, ensure that it is kept in a safe, convenient location for future reference.



CAUTION

Always follow the basic precautions listed below to avoid the possibility of physical injury to you or others, or damage to the instrument or other property.

These precautions include, but are not limited to, the following:

- Assemble this product in the proper sequence by following the assembly instructions in this manual. Also, make sure to tighten the bolts regularly. Failure to do so might result in damage to the product or even injury.
- Be careful with the edges of the cymbal holders. The sharp holder ends can result in injury.
- Be careful with your fingers and hands when assembling this product, to prevent them from becoming pinched and injured.
- If this product is used with a Rack System or Cymbal Stand, do not place the rack or stand on a sloping, unstable surface, or on steps. The rack or stand can overturn or be damaged, resulting in injury.
- If this product is used with a Rack System or Cymbal Stand, make sure all bolts are tightened firmly. Also, when adjusting the height or angle, be sure to proceed slowly when loosening bolts. Loose bolts can result in the rack overturning or parts dropping, causing injury.
- Be careful when children are close to or touching the product. Careless movement around the product can result in injury.
- When setting the pads, pay close attention to the handling and setting of cables. Carelessly placed cables can cause the user and others to trip and fall.
- Do not alter the product. Doing so can result in injury or damage/deterioration to the product.

NOTICE

- Do not step on or place heavy objects on the product. It may result in damage.
- Do not use or keep the product in places with extremely high temperature (places in direct sunlight, close to a heater, in a closed car, etc.) or high humidity (bathroom, outside on a rainy day, etc.). Doing so can result in deformation, discoloration, damage or deterioration.
- Never leave any materials which are easily color-transferable, such as rubber items, on the drum pad surface. Otherwise, the color of the material can be transferred to the drum pad surface. Be especially careful of this when you store the drum pads.
- When cleaning the product, use a soft and dry/slightly damp cloth. Do not use paint thinners, solvents, alcohol, cleaning fluids, or chemical-impregnated wiping cloths.
- When connecting and disconnecting cables, be sure to hold the plug and not the cable itself. In addition, avoid placing heavy items on top of cables and do not allow them to touch sharp edges. Failure to avoid these precautions can lead to cable breakage and disconnection.

INFORMATION

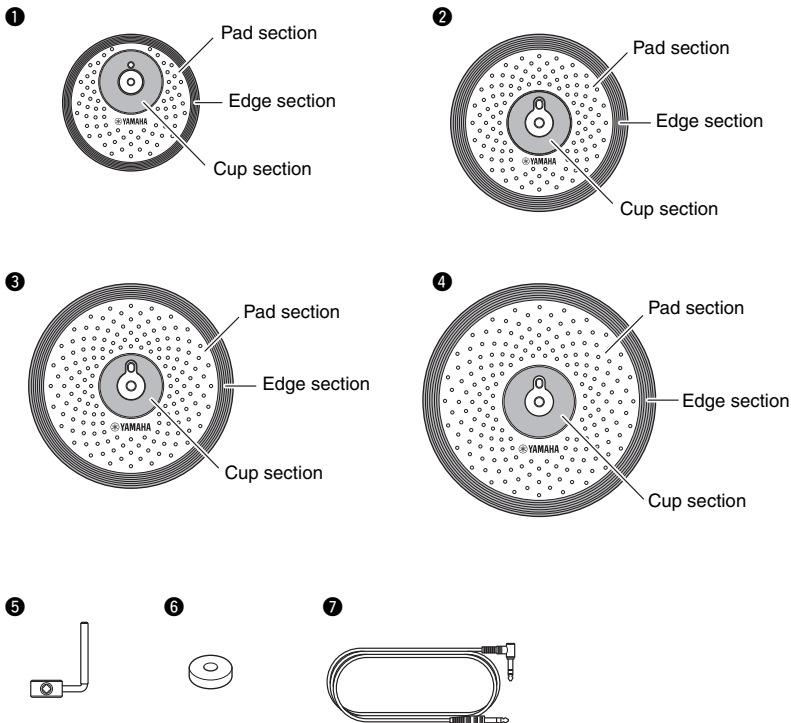
- The illustrations as shown in this manual are for instructional purposes only, and may appear somewhat different from those on your product.
- The company names and product names in this manual are the trademarks or registered trademarks of their respective companies.

Package Contents

If you have purchased a pad set, refer to the Assembly Manual that came with it.

- **PCY100:** ① PCY100 pad unit × 1, ⑤ Stopper × 1, ⑥ Felt pad × 1, ⑦ Stereo phone cable × 1, ⑧ Owner's Manual (this booklet) × 1
- **PCY135:** ② PCY135 pad unit × 1, ⑤ Stopper × 1, ⑦ Stereo phone cable × 1, ⑧ Owner's Manual (this booklet) × 1
- **PCY155:** ③ PCY155 pad unit × 1, ⑤ Stopper × 1, ⑦ Stereo phone cable × 1, ⑧ Owner's Manual (this booklet) × 1
- **PCY175:** ④ PCY175 pad unit × 1, ⑤ Stopper × 1, ⑦ Stereo phone cable × 1, ⑧ Owner's Manual (this booklet) × 1

* The edge and cup sections of the PCY100, PCY135, PCY155, and PCY175 feature independent trigger switches. As a result, it is possible to output different sounds from your tone generator module depending on where you hit the pad unit.



Setting Up

As shown in the figures in the following steps, set up your pad unit on an electronic drum rack or a standard cymbal stand (such as a Yamaha CS Series product).



CAUTION

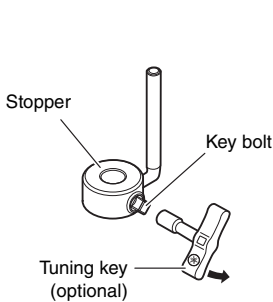
- If the clamp bolt and other fasteners are not sufficiently tightened, your pad unit may fall, possibly causing injury. It is important, therefore, that you mount your pad unit securely on the drum rack or stand. In addition, you should avoid placing your rack or stand on an uneven surface as this may cause it to fall over while being played, again increasing the risk of injury.

- 1 Using a tuning key (optional), loosen the stopper's key bolt. (See Figure 1.)
- 2 Remove the wing nut, the two felt pads, and the bolt cover from the cymbal holder. (See Figure 2.)
- 3 Place the stopper on the cymbal holder. (See Figure 3.)

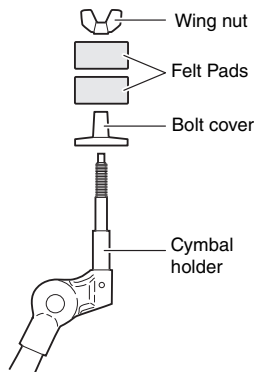
NOTE • If the key bolt was not sufficiently loosened in Step 1 above, the cymbal holder may not pass through the hole of the stopper. In such a case, loosen the key bolt as much as possible without removing it.

- 4 Replace the bolt cover. (See Figure 3.)

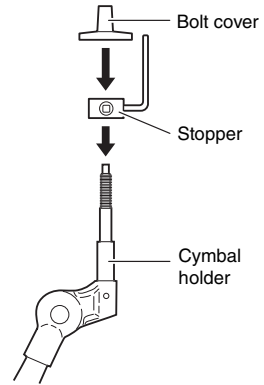
NOTE • When assembling the bolt cover, turn until it no longer rotates.



[Figure 1]

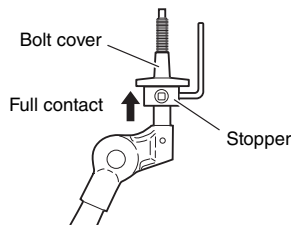


[Figure 2]



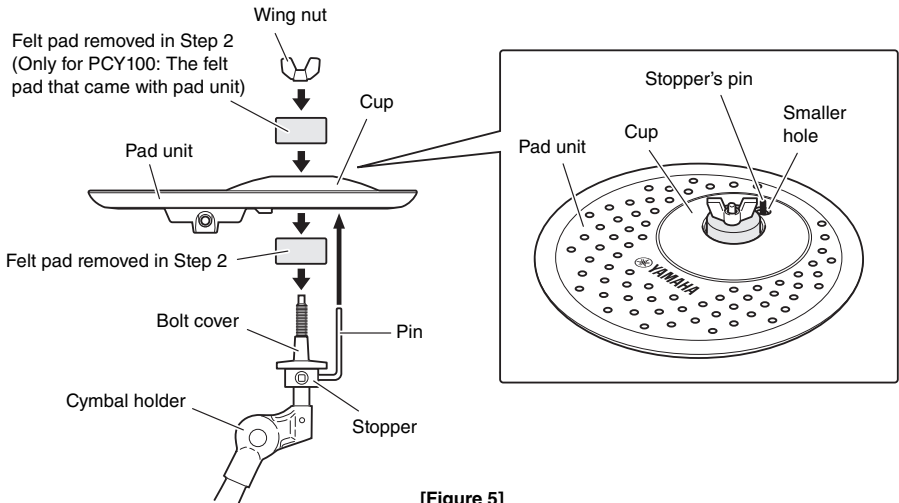
[Figure 3]

- 5 Secure the stopper in place. With the stopper making full contact with the bottom surface of the bolt cover, tighten the stopper's key bolt using a tuning key. (See Figure 4.)



[Figure 4]

- 6** Place one of the felt pads removed in Step 2 on the cymbal holder. (See Figure 5.)
- 7** Mount the pad unit on the cymbal stand. Lower the pad unit into place with the cymbal holder's shaft passing through the central hole of the Cup section. When mounted, the stopper's pin should rest inside the pad unit's smaller hole. (See Figure 5.)
- NOTE** • Playing your pad unit without the stopper's pin positioned fully inside the smaller hole could cause slip out of the hole. It is very important, therefore, to ensure that the stopper is secured as shown in Step 5 above.
- 8 For PCY135, PCY155 and PCY175:**
Place one of the felt pads removed in Step 2 on the cymbal holder. (See Figure 5.)
- For PCY100:**
Place the felt pad that came with your pad unit. The second felt pad removed from the cymbal holder in Step 2 above is not required for assembly of your pad unit. (See Figure 5.)
- 9** Tighten the wing nut to secure the pad unit to the cymbal holder. (See Figure 5.)



[Figure 5]

Pads & Trigger Input Jacks

The function of the PCY series pads varies according to which trigger input jack on the DTX Series Drum Trigger Module the pad is connected.

Refer to owner's manual included with the drum trigger module and/or to the page for your specific product on the Yamaha website for information on the functions relevant to trigger input jacks.

Connecting

Using the stereo audio cable provided, connect the pad unit's output to a suitable input jack on a DTX Series Drum Trigger Module. At this time, ensure that the L-shaped end of the cable is plugged into the pad unit's OUTPUT connector.

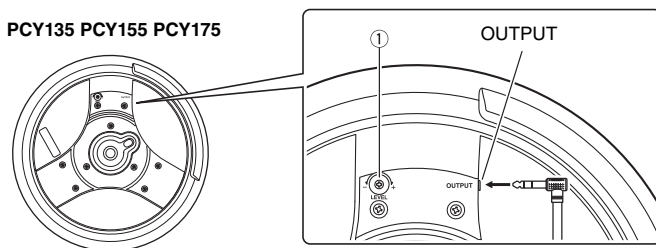
Adjusting Output Level (PCY135, PCY155 and PCY175)

Using a small screwdriver or a similar tool, you can turn the LEVEL adjustor ① on your pad unit to adjust the output level. Turn clockwise to increase the level and vice-versa. Adjust the trigger signal to best suit the strength of your playing, your desired dynamic range (i.e., the difference between loudest and quietest volumes), and the type of DTX Series Drum Trigger Module you are using. If the level adjustment knob is turned all the way up but the output level is still low, raise the DTX Series Drum Trigger Module's input level using the Gain parameter from the trigger area.

- NOTE**
- If playing fortissimo (ff) passages with your pad unit connected to a DTX Series Drum Trigger Module, the gain level on the module's trigger setup screen should be adjusted to between 90% and 95% of the displayed input level. For more details, refer to the Owner's Manual included with the drum trigger module and/or to the page for your specific product on the Yamaha website. Excessively large output levels can have unintended consequences such as a reduced dynamic range and double triggering (where a single strike produces two distinct sounds).

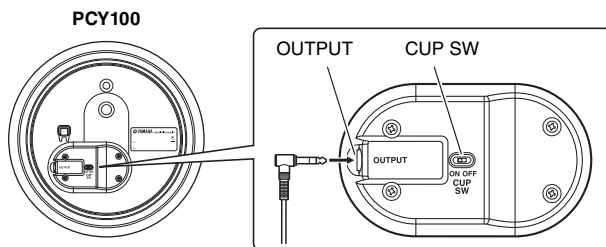
NOTICE

- Applying excessive force to the LEVEL adjustor can result in breakage and should be avoided.



Setting the Cup Switch (PCY100)

Located on the rear of the PCY100, the cup switch (CUP SW) determines whether the pad unit is to be used as a hi-hat or a cymbal. Set to the OFF position for a two-zone hi-hat or to the ON position for a different drum.



Troubleshooting

If you encounter any of the following difficulties when playing your PCY Series pad unit, take the steps indicated to resolve them before ordering repairs.

No Sound, Volume is Low

- Is the pad connected to the correct input number of the DTX Series Drum Trigger Module using the supplied stereo phone cable? When a pad is connected with a mono phone cable, the voices assigned to the edge and cup sections are not produced.
- If using a PCY135, PCY155 or PCY175 pad unit, try increasing the LEVEL adjustor setting. (See "Adjusting Output Level (PCY135, PCY155 and PCY175)" on page 13 for more details.)

Multiple sounds are produced each time the pad is hit (i.e., double triggering).

- If using a PCY135, PCY155 or PCY175 pad unit, try decreasing the LEVEL adjustor setting. When the level setting is too high, large trigger signals take longer to fade away, and the drum trigger module may interpret them as multiple signals in quick succession. (See "Adjusting Output Level (PCY135, PCY155 and PCY175)" on page 13 for more details.)

Refer to the owner's manual included with the drum trigger module and/or to the page for your specific product on the Yamaha website regarding the problems described above and any other problems that you may be experiencing. If a solution cannot be found to the problem after consulting the manuals, contact the dealer from whom you purchased the product.

Specifications

■ PCY100 Cymbal Pad (10")

- Size: 254 (dia.) × 44 mm ● Weight: 0.6 kg
- Sensor System: Trigger sensor (piezo) × 1, two switches (edge, cup)
- Output jack: Standard stereo phone jack

■ PCY135 Cymbal Pad (13")

- Size: 329 (dia.) × 51 mm ● Weight: 1.0 kg
- Sensor System: Trigger sensor (piezo) × 1, two switches (edge, cup)
- Output jack: Standard stereo phone jack

■ PCY155 Cymbal Pad (15")

- Size: 380 (dia.) × 51 mm ● Weight: 1.3 kg
- Sensor System: Trigger sensor (piezo) × 1, two switches (edge, cup)
- Output jack: Standard stereo phone jack

■ PCY175 Cymbal Pad (17")

- Size: 431 (dia.) × 51 mm ● Weight: 1.5 kg
- Sensor System: Trigger sensor (piezo) × 1, two switches (edge, cup)
- Output jack: Standard stereo phone jack

* The contents of this manual apply to the latest specifications as of the publishing date. To obtain the latest manual, access the Yamaha website then download the manual file. Since specifications, equipment or separately sold accessories may not be the same in every locale, please check with your Yamaha dealer.

Important Notice: Guarantee Information for customers in European Economic Area (EEA) and Switzerland

| | |
|--|----------------|
| <p>Important Notice: Guarantee Information for customers in EEA* and Switzerland</p> <p>For detailed guarantee information about this Yamaha product, and Pan-EEA* and Switzerland warranty service, please either visit the website address below (Printable file is available at our website) or contact the Yamaha representative office for your country. * EEA: European Economic Area</p> | English |
| <p>Wichtiger Hinweis: Garantie-Information für Kunden in der EWR* und der Schweiz</p> <p>Für nähere Garantie-Information über dieses Produkt von Yamaha, sowie über den Pan-EWR*- und Schweizer Garantieservice, besuchen Sie bitte entweder die folgend angegebene Internetadresse (eine druckfähige Version befindet sich auch auf unserer Webseite), oder wenden Sie sich an den für Ihr Land zuständigen Yamaha-Vertrieb. * EWR: Europäischer Wirtschaftsraum</p> | Deutsch |
| <p>Remarque importante: informations de garantie pour les clients de l'EEE* et la Suisse</p> <p>Pour des informations plus détaillées sur la garantie de ce produit Yamaha et sur le service de garantie applicable dans l'ensemble de l'EEE ainsi qu'en Suisse, consultez notre site Web à l'adresse ci-dessous (le fichier imprimable est disponible sur notre site Web) ou contactez directement Yamaha dans votre pays de résidence. * EEE : Espace Economique Européen</p> | Français |
| <p>Belangrijke mededeling: Garantie-informatie voor klanten in de EER* en Zwitserland</p> <p>Voor gedetailleerde garantie-informatie over dit Yamaha-product en de garantieservice in heel de EER* en Zwitserland, gaat u naar de onderstaande website (u vindt een afdrukbaar bestand op onze website) of neemt u contact op met de vertegenwoordiging van Yamaha in uw land. * EER: Europese Economische Ruimte</p> | Nederlands |
| <p>Aviso importante: información sobre la garantía para los clientes del EEE* y Suiza</p> <p>Para una información detallada sobre este producto Yamaha y sobre el soporte de garantía en la zona EEE* y Suiza, visite la dirección web que se incluye más abajo (la versión del archivo para imprimir está disponible en nuestro sitio web) o póngase en contacto con el representante de Yamaha en su país. * EEE: Espacio Económico Europeo</p> | Español |
| <p>Avviso importante: informazioni sulla garanzia per i clienti residenti nell'EEA* e in Svizzera</p> <p>Per informazioni dettagliate sulla garanzia relativa a questo prodotto Yamaha e l'assistenza in garanzia nei paesi EEA* e in Svizzera, potete consultare il sito web all'indirizzo riportato di seguito (è disponibile il file in formato stampabile) oppure contattate l'ufficio di rappresentanza locale della Yamaha. * EEA: European Economic Area</p> | Italiano |
| <p>Aviso importante: informações sobre as garantias para clientes da AEE* e da Suíça</p> <p>Para obter uma informação pormenorizada sobre este produto da Yamaha e sobre o serviço de garantia na AEE* e na Suíça, visite o site a seguir (o arquivo para impressão está disponível no nosso site) ou entre em contato com o escritório de representação da Yamaha no seu país. * AEE: Área Económica Europeia</p> | Português |
| <p>Σημαντική σημείωση: Πληροφορίες εγγύησης για τους πελάτες στον ΕΟΧ* και Ελλάδα</p> <p>Για λεπτομερείς πληροφορίες εγγύησης σχετικά με το προϊόν προϊόν της Yamaha και την κάλυψη εγγύησης σε όλες τις χώρες του ΕΟΧ και την Ελλάδα, επισκεφτείτε την παρακάτω ιστοσελίδα (Εκτυπώσιμη έκδοση είναι διαθέσιμη στην ιστοσελίδα μας) ή απευθυνθείτε στην αντιπροσωπεία της Yamaha στη χώρα σας. * ΕΟΧ: Ευρωπαϊκός Οικονομικός Χώρος</p> | Ελληνικά |
| <p>Viktigt: Garantieförklaring för kunder i EES-området* och Schweiz</p> <p>För detaljerad information om denna Yamahaprodukt samt garantiservice i hela EES-området* och Schweiz kan du antingen besöka nedanstående webbadress (en utskriftsvänlig fil finns på webbplatsen) eller kontakta Yamahas officiella representant i ditt land. * EES: Europeiska Ekonomiska Samarbetsområdet</p> | Svenska |
| <p>Viktig merknad: Garantiförklaringar för kunder i EÖS* og Sveits</p> <p>Detaljert garantiförklaring om dette Yamaha-produktet og garantiservice for hele EÖS-området* og Sveits kan fås enten ved å besøke nettstedene nedenfor (utskriftsversjon finnes på våre nettsider) eller kontakte kontakta Yamaha-kontoret i landet der du bor. * EÖS: Det europeiske økonomiske samarbeidsområdet</p> | Norsk |
| <p>Vigtig oplysning: Garantiplysninger til kunder i EØF* og Schweiz</p> <p>De kan finde detaljerede garantiplysninger om dette Yamaha-produkt og den fælles garantiserviceordning for EØF* (og Schweiz) ved at besøge det websted, der er angivet nedenfor (der findes en fil, som kan udskrives, på vores websted), eller ved at kontakte Yamahas nationale repræsentationskontor i det land, hvor De bor. * EØF: Det Europæiske Økonomiske Område</p> | Dansk |
| <p>Tärkeä ilmoitus: Takuutiedot Euroopan talousalueen (ETA*) ja Sveitsin asiakkaille</p> <p>Tämän Yamaha-tuotteen sekä ETA-alueen ja Sveitsin takuuta koskevat yksityiskohtaiset tiedot saatte alla olevasta nettiosoitteesta. (Tulostettava tiedosto saatavissa sivustollamme.) Voit myös ottaa yhteyttä paikalliseen Yamaha-edustajaan. *ETA: Euroopan talousalue</p> | Suomi |
| <p>Ważne: Warunki gwarancyjne obowiązujące w EOG* i Szwajcarii</p> <p>Aby dowiedzieć się więcej na temat warunków gwarancyjnych tego produktu firmy Yamaha i serwisu gwarancyjnego w całym EOG* i Szwajcarii, należy odwiedzić wskazaną poniżej stronę internetową (plik gotowy do wydruku znajduje się na naszej stronie internetowej) lub skontaktować się z przedstawicielstwem firmy Yamaha w swoim kraju. * EOG — Europejski Obszar Gospodarczy</p> | Polski |
| <p>Důležité oznámení: Záruční informace pro zákazníky v EHS* a Švýcarsku</p> <p>Podrobné záruční informace o tomto produktu Yamaha a záručním servisu v celém EHS* a ve Švýcarsku naleznete na níže uvedené webové adrese (soubor k tisku je dostupný na našich webových stránkách) nebo se můžete obrátit na zastoupení firmy Yamaha ve své zemi. * EHS: Evropský hospodářský prostor</p> | Česky |
| <p>Fontos figyelmeztetés: Garancia-információk az EGT* területén és Svájcban élő vásárlók számára</p> <p>A jelen Yamaha termékre vonatkozó részletes garancia-információk, valamint az EGT*-re és Svájcra kiterjedő garanciális szolgáltatás tekintetében keresse fel webhelyünket az alábbi címen (a webhelyen nyomtatható fájl is talál), vagy pedig lépjen kapcsolatba az országában működő Yamaha képviselői irodával. * EGT: Európai Gazdasági Térség</p> | Magyar |
| <p>Oluline märkus: Garantiteave Euroopa Majanduspiirkonna (EMP)* ja Šveitsi klientidele</p> <p>Täpsemat teabete saamiseks selle Yamaha toote garantii ning kogu Euroopa Majanduspiirkonna ja Šveitsi garantiteeninduse kohta, külastage palun veebisiti alljärgnevat aadressi (meie saidil on saadaval printitav fail) või pöörduge Teie regiooni Yamaha esinduse poole. * EMP: Euroopa Majanduspiirkond</p> | Eesti keel |
| <p>Svarīgs paziņojums: garantijas informācija klientiem EEZ* un Šveicā</p> <p>Lai saņemtu detaļāku garantijas informāciju par šo Yamaha produktu, kā arī garantijas apkalpošanu EEZ* un Šveicā, lūdzam apmeklēt zemāk norādīto tīmekļa vietnes adresi (tīmekļa vietnē ir pieejams drukājams fails) vai sazināties ar Jūsu valsts apkalpošanu Yamaha pārstāvēniecību. * EEZ: Eiropas Ekonomikas zona</p> | Latviešu |
| <p>Děmesio: informacija dėl garantijos pirkėjams EEE* ir Šveicarijoje</p> <p>Jei reikia išsamioms informacijos apie šį „Yamaha“ produktą ir jo techninę priežiūrą visoje EEE* ir Šveicarijoje, apsilankykite mūsų svetainėje toliau nurodytu adresu (svetainėje yra spausdinamas failas) arba kreipkitės į „Yamaha“ atstovėlių savo šalį. * EEE – Europos ekonominė erdvė</p> | Lietuvių kalba |
| <p>Dôležitá upozornenie: Informácie o záruke pre zákazníkov v EHP* a Švajčiarsku</p> <p>Podrobné informácie o záruke týkajúce sa tohto produktu od spoločnosti Yamaha a garančnom servise v EHP* a Švajčiarsku nájdete na webovej stránke uvedenej nižšie (na našej webovej stránke je k dispozícii súbor na tlač) alebo sa obráťte na zástupcu spoločnosti Yamaha vo svojej krajine. * EHP: Európsky hospodársky priestor</p> | Slovenčina |
| <p>Pomembno obvestilo: Informacije o garanciji za kupce v EGP* in Švici</p> <p>Za podrobnejše informacije o tem Yamahinem izdelku ter garancijskem servisu v celotnem EGP in Švici, obiščite spletno mesto, ki je navedeno spodaj (natisljiva datoteka je na voljo na našem spletnem mestu), ali se obrnite na Yamahinega predstavnika v svoji državi. * EGP: Evropski gospodarski prostor</p> | Slovensčina |
| <p>Важно съобщение: Информация за гаранцията за клиентите в ЕИП* и Швейцария</p> <p>За подробна информация за гаранцията за този продукт на Yamaha и гаранционното обслужване в паневропейската зона на ЕИП* и Швейцария или посетете посочения по-долу уеб сайт (на нашия уеб сайт има файл за печат), или се свържете с представителния офис на Yamaha във вашата страна. * ЕИП: Европейско икономическо пространство</p> | Български език |
| <p>Notificare importantă: Informații despre garanție pentru clienții din SEE* și Elveția</p> <p>Pentru informații detaliate privind acest produs Yamaha și serviciul de garanție Pan-SEE* și Elveția, vizitați site-ul în adresa de mai jos (fișierul imprimabil este disponibil pe site-ul nostru) sau contactați biroul reprezentanței Yamaha din țara dumneavoastră. * SEE: Spațiul Economic European</p> | Limba română |
| <p>Važna obavijest: Informacije o jamstvu za države EGP-a i Švicarske</p> <p>Za detaljnije informacije o jamstvu za ovaj Yamahin proizvod te jamstvenom servisu za cijeli EGP i Švicarsku, molimo Vas da posjetite web-stranicu navedenu u nastavku ili kontaktirate ovlaštenog Yamahinog dobavljača u svojoj zemlji. * EGP: Evropski gospodarski prostor</p> | Hrvatski |

<https://europe.yamaha.com/warranty/>

Drums Limited Warranty

LIMITED WARRANTY ON YAMAHA DRUMS, HARDWARE AND ACCESSORY PRODUCTS

Thank you for selecting a YAMAHA product. YAMAHA products are designed and manufactured to provide a high level of defect-free performance. Yamaha Corporation of America ("YAMAHA") is proud of the experience and craftsmanship that goes into each and every YAMAHA product. YAMAHA sells its products through a network of reputable, specially authorized dealers and is pleased to offer you, the Original Owner, the following Limited Warranty, which applies only to products that have been (1) directly purchased from YAMAHA's authorized dealers in the fifty states of the USA and District of Columbia (the "Warranted Area") and (2) used exclusively in the Warranted Area. YAMAHA suggests that you read the Limited Warranty thoroughly, and invites you to contact your authorized YAMAHA dealer or YAMAHA Customer Service if you have any questions.

THIS WARRANTY COVERS THE LISTED PRODUCTS AGAINST DEFECTS IN MATERIALS OR WORKMANSHIP.

Warranty Term

| Type of Product | Duration of Warranty from Date of Purchase by or for the Original Owner |
|--|---|
| Acoustic Drum Shells, Finish, Drum Hardware, Freestanding Hardware, Pedals, Hardware Accessories | 5 Years |
| Electronic Drums Modules, Pads, Accessories, Hardware, Pedals | 1 Year |

Coverage: YAMAHA will, at its option, repair or replace the product covered by this warranty if it becomes defective, malfunctions or otherwise fails to conform with this warranty under normal use and service during the term of this warranty, without charge for labor or materials. Repairs may be performed using new or refurbished parts that meet or exceed YAMAHA specifications for new parts. If YAMAHA elects to replace the product, the replacement may be a reconditioned unit. You will be responsible for any installation or removal charges and for any initial shipping charges if the product(s) must be shipped for warranty service. However, YAMAHA will pay the return shipping charges to any destination within the USA if the repairs are covered by the warranty. This warranty does not cover (a) damage, deterioration or malfunction resulting from accident, negligence, misuse, abuse, improper installation or operation or failure to follow instructions according to the Owner's Manual for this product; any shipment of the product (claims must be presented to the carrier); repair or attempted repair by anyone other than YAMAHA or an authorized YAMAHA Service Center; (b) any unit which has been altered or on which the serial number has been defaced, modified or removed; (c) normal wear and any periodic maintenance; (d) deterioration due to perspiration, corrosive atmosphere or other external causes such as extremes in temperature or humidity; (e) damages attributable to power line surge or related electrical abnormalities, lightning damage or acts of God; or (f) RFI/EMI (Interference/noise) caused by improper grounding or the improper use of either certified or uncertified equipment, if applicable. Any evidence of alteration, erasing or forgery of proof-of-purchase documents will cause this warranty to be void. This warranty covers only the Original Owner and is not transferable.

In Order to Obtain Warranty Service: Warranty service will only be provided for defective products within the Warranted Area. Contact your local authorized YAMAHA dealer who will advise you of the procedures to be followed. If this is not successful, contact YAMAHA at the address, telephone number or website shown below. YAMAHA may request that you send the defective product to a local authorized YAMAHA Servicer or authorize return of the defective product to YAMAHA for repair. If you are uncertain as to whether a dealer has been authorized by YAMAHA, please contact YAMAHA's Service Department at the number shown below, or check Yamaha's website at <http://usa.yamaha.com>. Product(s) shipped for service should be packed securely and must be accompanied by a detailed explanation of the problem(s) requiring service, together with the original or a machine reproduction of the bill of sale or other dated, proof-of-purchase document describing the product, as evidence of warranty coverage. Should any product submitted for warranty service be found ineligible therefore, an estimate of repair cost will be furnished and the repair will be accomplished only if requested by you and upon receipt of payment or acceptable arrangement for payment.

Limitation of Implied Warranties and Exclusion of Damages: ANY IMPLIED WARRANTIES, INCLUDING WARRANTIES OF MERCHANTABILITY AND FITNESS FOR A PARTICULAR PURPOSE SHALL BE LIMITED IN DURATION TO THE APPLICABLE PERIOD OF TIME SET FORTH ABOVE. YAMAHA SHALL NOT BE RESPONSIBLE FOR INCIDENTAL OR CONSEQUENTIAL DAMAGES OR FOR DAMAGES BASED UPON INCONVENIENCE, LOSS OF USE, DAMAGE TO ANY OTHER EQUIPMENT OR OTHER ITEMS AT THE SITE OF USE OR INTERRUPTION OF PERFORMANCES OR ANY CONSEQUENCES. YAMAHA'S LIABILITY FOR ANY DEFECTIVE PRODUCT IS LIMITED TO REPAIR OR REPLACEMENT OF THE PRODUCT, AT YAMAHA'S OPTION. SOME STATES DO NOT ALLOW LIMITATIONS ON HOW LONG AN IMPLIED WARRANTY LASTS OR THE EXCLUSION OR LIMITATION OF INCIDENTAL OR CONSEQUENTIAL DAMAGES, SO THE ABOVE LIMITATION OR EXCLUSION MAY NOT APPLY TO YOU. This Warranty gives you specific legal rights, and you may also have other rights which vary from state to state. This is the only express warranty applicable to the product specified herein; Yamaha neither assumes nor authorizes anyone to assume for it any other express warranty.

If you have any questions about service received or if you need assistance in locating an authorized YAMAHA Servicer, please contact:



CUSTOMER SERVICE

Yamaha Corporation of America
6600 Orangethorpe Avenue, Buena Park, California 90620-1373
Telephone: 800-854-1569 • <http://usa.yamaha.com>

Do not return any product to the above address without a written Return Authorization issued by YAMAHA.

For details of products, please contact your nearest Yamaha representative or the authorized distributor listed below.

Die Einzelheiten zu Produkten sind bei Ihrer unten aufgeführten Niederlassung und bei Yamaha Vertragshändlern in den jeweiligen Bestimmungsländern erhältlich.

Pour plus de détails sur les produits, veuillez-vous adresser à Yamaha ou au distributeur le plus proche de vous figurant dans la liste suivante.

Para obter detalhes de produtos, entre em contato com o representante mais próximo da Yamaha ou com o distribuidor autorizado relacionado a seguir.

关于各产品的详细信息, 请向就近的 Yamaha 代理商或下列经销商询问。

NORTH AMERICA

CANADA
Yamaha Canada Music Ltd.
135 Milner Avenue, Toronto, Ontario M1S 3R1, Canada
Tel: +1-416-298-1311

U.S.A.
Yamaha Corporation of America
6600 Orangethorpe Avenue, Buena Park, CA 90620, U.S.A.
Tel: +1-714-522-9011

CENTRAL & SOUTH AMERICA

MEXICO
Yamaha de México, S.A. de C.V.
Av. Insurgentes Sur 1647 Piso 9, Col. San José
Insurgentes, Delegación Benito Juárez, México, D.F.
C.P. 06900, México
Tel: +52-55-5804-0600

BRAZIL
Yamaha Musical do Brasil Ltda.
Praça Professor José Lannes, 40, Cjs 2 e 22, Brooklin
Paulista Nova CEP 04571-100 - São Paulo - SP, Brazil
Tel: +55-11-3704-1377

ARGENTINA
Yamaha Music Latin America, S.A., Sucursal Argentina
Olga Cossetini 1553, Piso 4 Norte,
Madero Este-C1107CEK,
Buenos Aires, Argentina
Tel: +54-11-4119-7000

PANAMA AND OTHER LATIN AMERICAN REGIONS/CARIBBEAN REGIONS
Yamaha Music Latin America, S.A.
Edificio Torre Davivienda, Piso: 20
Avenida Balboa, Marbella, Corregimiento de Bella
Vista, Ciudad de Panamá, Rep. de Panamá
Tel: +507-269-5311

EUROPE

THE UNITED KINGDOM/IRELAND
Yamaha Music Europe GmbH (UK)
Sherbourne Drive, Tilbrook, Milton Keynes,
MK7 8BL, U.K.
Tel: +44-1908-366700

GERMANY
Yamaha Music Europe GmbH
Siemensstrasse 22-34, 25462 Rellingen, Germany
Tel: +49-4101-303-0

SWITZERLAND/LIECHTENSTEIN
Yamaha Music Europe GmbH, Branch Switzerland in Thalwil
Seestrasse 18a, 8800 Thalwil, Switzerland
Tel: +41-44-3878900

AUSTRIA/CROATIA/CZECH REPUBLIC/HUNGARY/ROMANIA/SLOVAKIA/SLOVENIA
Yamaha Music Europe GmbH, Branch Austria
Schleiergasse 20, 1100 Wien, Austria
Tel: +43-1-60203900

POLAND
Yamaha Music Europe
Sp. z o.o. Oddział w Polsce
ul. Wileńska 52, 02-657 Warszawa, Poland
Tel: +48-22-880-08-88

BULGARIA
Dinacord Bulgaria LTD.
Bul. Iskarsko Schose 7 Targowski Zentar Ewropa
1528 Sofia, Bulgaria
Tel: +359-2-978-20-25

MALTA
Olimpus Music Ltd.
Valletta Road, Mosta MST9010, Malta
Tel: +356-2133-2093

NETHERLANDS/BELGIUM/LUXEMBOURG
Yamaha Music Europe, Branch Benelux
Clarissenhof 5b, 4133 AB Vianen, The Netherlands
Tel: +31-347-358040

FRANCE
Yamaha Music Europe
7 rue Ambroise Croizat, Zone d'activités de Pariest,
77183 Croissy-Beaubourg, France
Tel: +33-1-6461-4000

ITALY
Yamaha Music Europe GmbH, Branch Italy
Via Tinelli N.67/69 20855 Grano di Lesmo (MB), Italy
Tel: +39-039-9065-1

SPAIN/PORTUGAL
Yamaha Music Europe GmbH Ibérica, Sucursal en España
Ctra. de la Corona km. 17,200, 28231
Las Rozas de Madrid, Spain
Tel: +34-91-639-88-88

GREECE
Philippos Nakas S.A. The Music House
19th km. Leof. Lavriou 190 02 Peania - Attiki, Greece
Tel: +30-210-6686260

SWEDEN
Yamaha Music Europe GmbH Germany filial Scandinavia
JA Wettergrensgata 1, 400 43 Göteborg, Sweden
Tel: +46-31-89-34-00

DENMARK
Yamaha Music Denmark, Filial of Yamaha Music Europe GmbH, Tyskland
Generatorvej 8C, ST. TH., 2860 Soborg, Denmark
Tel: +45-44-92-49-00

FINLAND
F-Musiikki Oy
Antaksentie 4
FI-01510 Vantaa, Finland
Tel: +358 (0)96185111

NORWAY
Yamaha Music Europe GmbH Germany - Norwegian Branch
Grini Næringspark 1, 1332 Østerås, Norway
Tel: +47-6176-7800

ICELAND
Hljodfaerahusid Ehf.
Sidumula 20
IS-108 Reykjavik, Iceland
Tel: +354-525-5050

CYPRUS
Nakas Music Cyprus Ltd.
Nikis Ave 2k
1086 Nicosia
Tel: +357-22-511080

Major Music Center
21 Ali Riza Ave. Ortakoy
P.O.Box 475 Leikosa, Cyprus
Tel: (392) 227 9213

RUSSIA
Yamaha Music (Russia) LLC.
Room 37, entrance 7, bld. 7, Kievskaya street, Moscow,
121059, Russia
Tel: +7-495-626-5005

OTHER EUROPEAN REGIONS
Yamaha Music Europe GmbH
Siemensstrasse 22-34, 25462 Rellingen, Germany
Tel: +49-4101-303-0

AFRICA

Yamaha Music Gulf FZE
JAFZA-16, Office 512, P.O.Box 17328,
Jebel Ali FZE, Dubai, UAE
Tel: +971-4-801-1500

MIDDLE EAST

TURKEY
Yamaha Music Europe GmbH
Merkezi Almanyaya Türkiye Istanbul Busesi
Merkez Sumbul Sokak Varyap Meridian Business 1 Blok
No:1 113-114-115
Bati Atasehir Istanbul, Turkey
Tel: +90-216-275-7960

ISRAEL
RBX International Co., Ltd.
P.O.Box 10245, Petach-Tikva, 49002
Tel: (972) 3-925-6900

OTHER REGIONS
Yamaha Music Gulf FZE
JAFZA-16, Office 512, P.O.Box 17328,
Jebel Ali FZE, Dubai, UAE
Tel: +971-4-801-1500

ASIA

THE PEOPLE'S REPUBLIC OF CHINA
Yamaha Music & Electronics (China) Co., Ltd.
2F, Yunhebasia, 1818 Xinzhu-tu, Jingan-qu, Shanghai, China
Tel: +86-400-051-7700

HONG KONG
Tom Lem Music Co., Ltd.
11/F, Silvercord Tower 1, 30 Canton Road,
Tsimshatsui, Kowloon, Hong Kong
Tel: +852-2737-7688

INDIA
Yamaha Music India Private Limited
P-401, JMD Megapolis, Sector-48, Sohna Road,
Gurgaon-122018, Haryana, India
Tel: +91-124-485-3300

INDONESIA
PT. Yamaha Music Indonesia (Distributor)
Yamaha Music Center Bldg. Jalan Jend. Gatot Subroto
Kav. 4, Jakarta 12930, Indonesia
Tel: +62-21-520-2577

KOREA
Yamaha Music Korea Ltd.
11F, Prudential Tower, 298, Gangnam-daero,
Gangnam-gu, Seoul, 06253, Korea
Tel: +82-2-3467-3300

MALAYSIA
Yamaha Music (Malaysia) Sdn. Bhd.
No.8, Jalan Perbandaran, Kelana Jaya, 47301
Petaling Jaya, Selangor, Malaysia
Tel: +60-3-78030900

SINGAPORE
Yamaha Music (Asia) Private Limited
Block 202 Hougang Street 21, #02-00,
Singapore 530202, Singapore
Tel: +65-6740-9200

TAIWAN
Yamaha Music & Electronics Taiwan Co., Ltd.
2F., No.1, Yuandong Rd., Banqiao Dist.,
New Taipei City 22063, Taiwan (R.O.C.)
Tel: +886-2-7741-8888

THAILAND
Siam Music Yamaha Co., Ltd.
3, 4, 15, 16th Fl., Siam Motors Building,
891/1 Rama 1 Road, Wangmai,
Pathumwan, Bangkok 10330, Thailand
Tel: +66-2215-2622

VIETNAM
Yamaha Music Vietnam Company Limited
15th Floor, Nam A Bank Tower, 201-203 Cach Mang
Thang Tam St., Ward 4, Dist.5, Ho Chi Minh City, Vietnam
Tel: +84-28-3818-1122

OTHER ASIAN REGIONS
<https://asia-latinamerica-mea.yamaha.com/index.html>

OCEANIA

AUSTRALIA
Yamaha Music Australia Pty. Ltd.
Level 1, 80 Market Street, South Melbourne,
VIC 3205 Australia
Tel: +61-3-9693-5111

NEW ZEALAND
Music Works LTD
P.O.Box 6246 Wellesley, Auckland 4680, New Zealand
Tel: +64-9-634-0099

REGIONS AND TRUST TERRITORIES IN PACIFIC OCEAN
<https://asia-latinamerica-mea.yamaha.com/index.html>

DMI28 Head Office/Manufacturer: Yamaha Corporation 10-1, Nakazawa-cho, Naka-ku, Hamamatsu, 430-8650, Japan
(For Europe) Importer: Yamaha Music Europe GmbH Siemensstrasse 22-34, 25462 Rellingen, Germany

雅马哈乐器音响（中国）投资有限公司

上海市静安区新闻路1818号云和大厦2楼

客户服务热线: 4000517700

公司网址: <http://www.yamaha.com.cn>

制造商: 雅马哈株式会社

制造商地址: 日本静冈县滨松市中区中泽町10-1

进口商: 雅马哈乐器音响（中国）投资有限公司

进口商地址: 上海市静安区新闻路1818号云和大厦2楼

原产地: 印度尼西亚

Manual Development Group

© 2020 Yamaha Corporation

Published 08/2020

2020年8月 发行

POMA* * * AO

VDY1500