

VXL1 Revit Family

This operation manual will explain how to set VXL1 “Family” in a “Project”

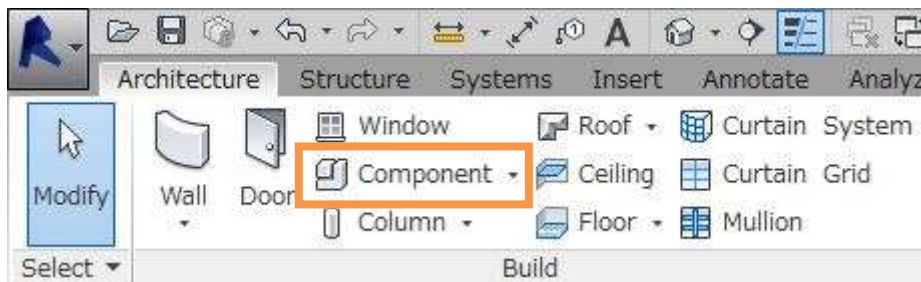
VXL1 has three types of family

VXL1-8.rfa, VXL1-16.rfa and VXL1-24.rfa are the family for surface mount. All “Family” are created by Revit 2016 version.

To set family for surface mount (VXL1-8.rfa, VXL1-16.rfa, VXL1-24.rfa)

1) Load “Family”

Click “Architecture”, then “Component”



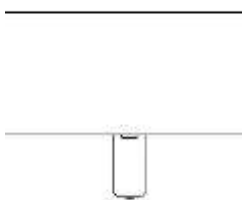
Click “Load Family” from the “Mode” Panel



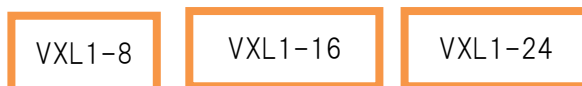
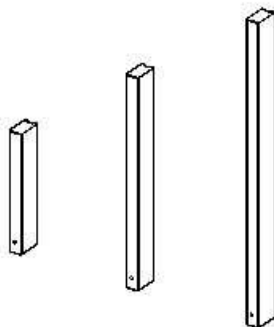
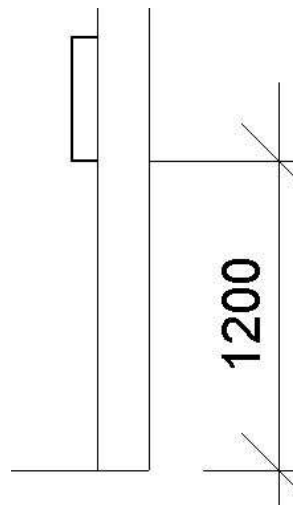
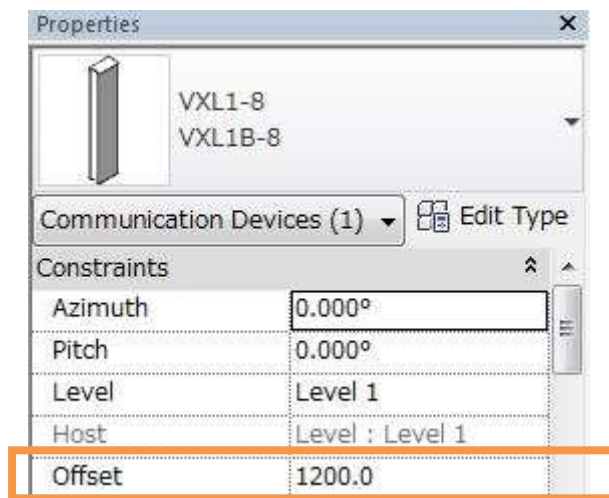
Select either VXL1-8.rfa, VXL1-16.rfa or VXL1-24.rfa



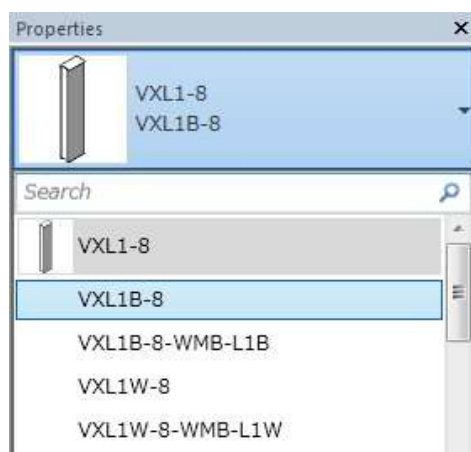
2) Mount the VXS1ML to the wall



3) Input the “Offset” value in Properties to adjust the placement height



4) There are sixteen types of “Family” for surface mount.
Select the type of family from the “Type Selector.”







VXL1B-8



VXL1B-8-WMB-L1B



VXL1W-8



VXL1W-8-WMB-L1W



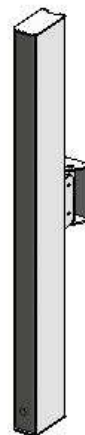
VXL1B-16



VXL1B-16-WMB-L1B



VXL1W-16



VXL1W-16-WMB-L1W



VXL1B-24



VXL1B-24-WMB-L1B



VXL1W-24

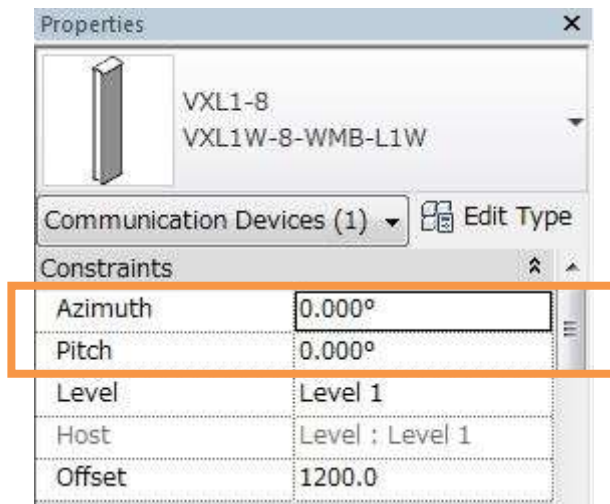


VXL1W-24-WMB-L1W

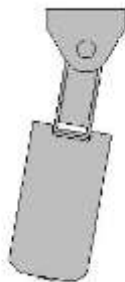
5) Input the Azimuth and Pitch value in Properties to adjust the angle

Please note that VXL1B-8, VXL1W-8, VXL1B-16, VXL1W-16, VXL1B-24 and VXL1W-24 does not rotate even if a value is input.

When inputting the angle, select the speaker type with mounting tool attached



For Azimuth, input the horizontal rotation angle



Azimuth=-10



Azimuth=0



Azimuth=10

For Pitch, input the vertical rotation angle

The range of tool is between 0° to 10°



Pitch=0

Pitch=10

6) For the specification of the speaker, check from the “Type properties”

Type Properties

Family: VXL1-8 Load...

Type: VXL1W-8 Duplicate... Rename...

Type Parameters

Parameter	Value
Constraints	
KN	<input checked="" type="checkbox"/>
KY	<input type="checkbox"/>
Materials and Finishes	
body	ABS-white
cover	perforated aluminum-white
Dimensions	
Width	54mm (2.1")
Height	480mm (18.9")
Depth	104mm (4.0")
Identity Data	
Manufacturer	Yamaha
Model	VXL1W-8
IQ Category	Loudspeakers
Manufacturer URL	https://www.yamaha.com
Product Page URL	https://www.yamaha.com/proaudio/
Product Documentation Link	https://www.yamaha.com/proaudio/
Other	
Sensitivity	89
Power Handling	80
SPL Max	111
Impedance	16
Coverage Horizontal	170
Coverage Vertical	40° (+20° - -20°)
70V Taps	-
100V Taps	-
Regulatory Compliance	IP33 (with port cover: IP35)
Net Weight	2.1 kg

*Note!

The material shown in the “Material and Finishes” in “Type properties” are different to the material of the actual product.

Materials and Finishes	
body	ABS-white
cover	perforated aluminum-white

The parameter for Constraints is for speaker mounting tool, please do not change the setting.

Constraints	
KN	<input checked="" type="checkbox"/>
KY	<input type="checkbox"/>